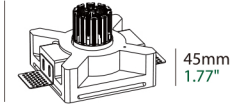


88mm
3.46"

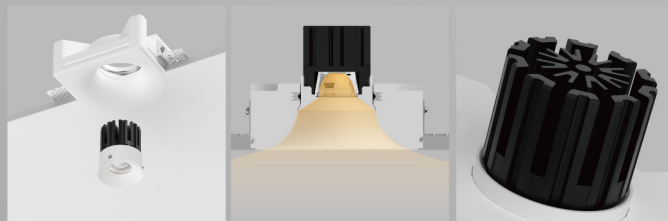



Basic Information

Embedded Parts	Trimless
Mounting	Recessed
Finishing Color	White
Material	Gypsum Housing, Aluminium Light Body
Cutout Size	123*123mm
IP Rating	IP20
Power	Max. 15W
Input Voltage	DC36V
Input Current	Max. 350mA

Optical Parameters

Light Source	LED COB
Lumens	65lm/W
CRI	97Ra
CCT	3000K ● 3500K ● 4000K ○
CCT Changeable	2700K — 6000K 1800K — 3000K
Beam Angle	25° 60°
Shielding Angle	39°
LED Lifespan	50000hrs



Split Design

LED COB Light Source

Cold Forged Pure Alu. Heat Sink

Driver Voltage	AC100-120V AC220-240V
Driver Options	ON/OFF DIM TRIAC/ PHASE-CUT DIM 0/1-10V DIM DALI