



# Halo-D12



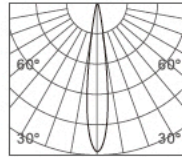
POWER	CRI	SDCM	CCT	BEAM	LUMINOUS FLUX
12W	> 90	< 3	3000K	20°	950Lm
	> 80		2700K	34°	
			4000K	48°	

Sandy Black
  Sandy White

## LIGHT DISTRIBUTION

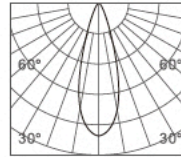
3000K 90Ra

20°



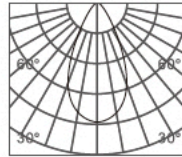
h(m)	E(lx)	Φ(m)
1	4033	Φ0.42
2	1008	Φ0.84
3	448	Φ1.26
4	252	Φ1.68
5	161	Φ2.10

34°



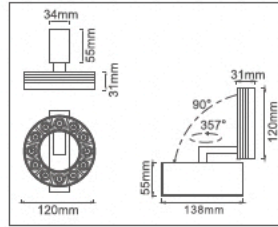
h(m)	E(lx)	Φ(m)
1	2787	Φ0.57
2	696	Φ1.15
3	309	Φ1.72
4	174	Φ2.30
5	111	Φ2.88

48°

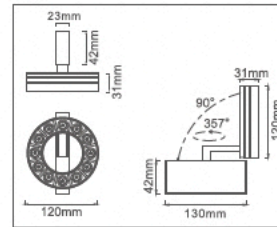


h(m)	E(lx)	Φ(m)
1	1404	Φ0.85
2	351	Φ1.70
3	156	Φ2.55
4	87	Φ3.41
5	56	Φ4.26

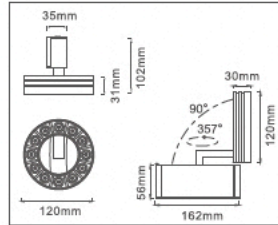
### STANDARD



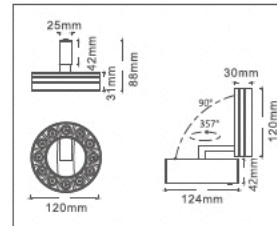
### MINI



### STANDARD CURVY



### MINI CURVY



### ULTRA SLIM

