



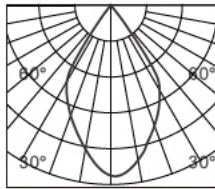
POWER	CRI	SDCM	CCT	BEAM	LUMINOUS FLUX
10W	> 90 > 80	< 3	3000K 2700K 4000K	Diffuse	264Lm

Sandy Black
 Sandy White

LIGHT DISTRIBUTION

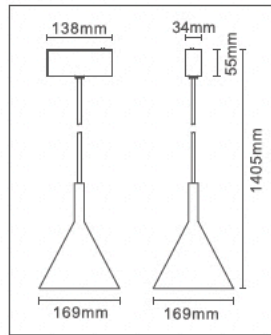
3000K 90Ra

Diffuse

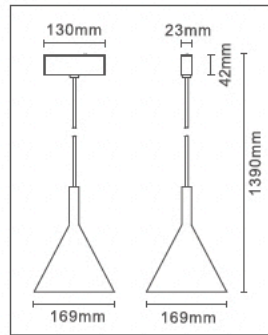


h(m)	E(lx)	Φ(m)
1	333	Φ1.24
2	83	Φ2.48
3	37	Φ3.72
4	20	Φ4.96
5	13	Φ6.20

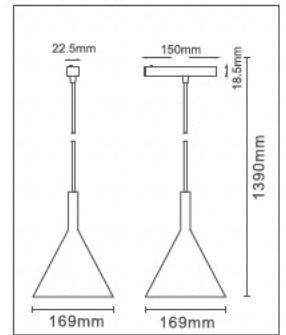
STANDARD



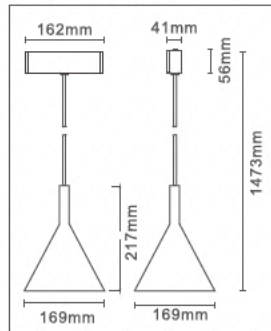
MINI



ULTRA SLIM



STANDARD CURVY



MINI CURVY

