



Pendant35-R-A-20

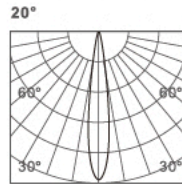


POWER	CRI	SDCM	CCT	BEAM	LUMINOUS FLUX
5W	> 90 > 80	< 3	3000K 2700K 4000K	20°	460Lm

Sandy Black
 Sandy White
 Golden
 Black bronze

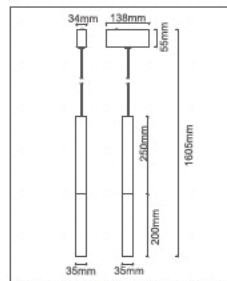
LIGHT DISTRIBUTION

3000K 90Ra

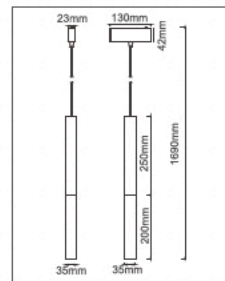


h(m)	E(lx)	Φ(m)
1	184	Φ0.49
2	46	Φ0.99
3	20	Φ1.49
4	11	Φ1.99
5	7	Φ2.48

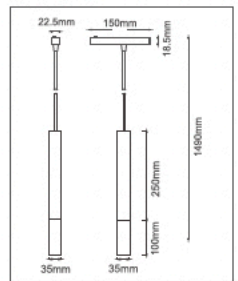
STANDARD



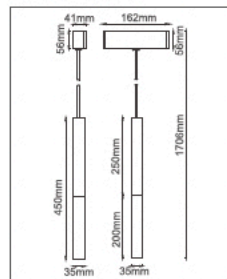
MINI



ULTRA SLIM



STANDARD CURVY



MINI CURVY

