



Spot35-SQ



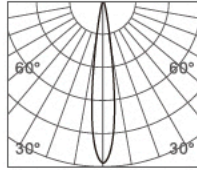
POWER	CRI	SDCM	CCT	BEAM	LUMINOUS FLUX
8W	> 90	< 3	3000K	15°	365Lm
	> 80		2700K		
			4000K		

Sandy Black
 Sandy White

LIGHT DISTRIBUTION

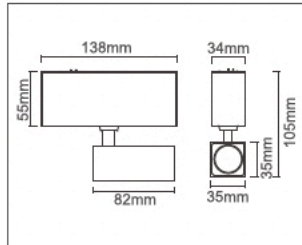
3000K 90Ra

15°

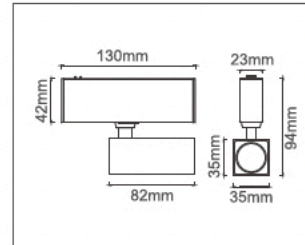


h(m)	E(lx)	Φ(m)
1	2109	Φ0.36
2	527	Φ0.73
3	234	Φ1.09
4	131	Φ1.46
5	84	Φ1.82

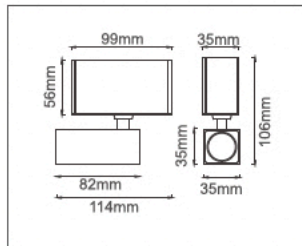
STANDARD



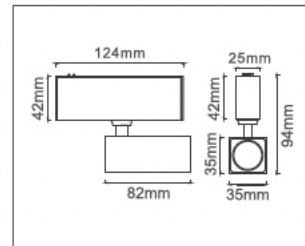
MINI



STANDARD CURVY



MINI CURVY



ULTRA SLIM

