



Halo-L16



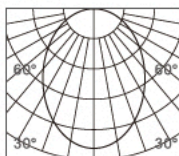
POWER	CRI	SDCM	CCT	BEAM	LUMINOUS FLUX
18W	> 90 > 80	< 3	3000K 2700K 4000K	Diffuse	686Lm

Sandy Black
 Sandy White

LIGHT DISTRIBUTION

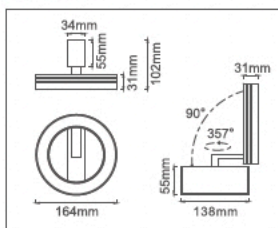
3000K 90Ra

Diffuse

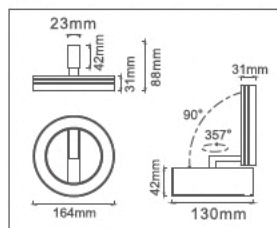


h(m)	E(lx)	Φ(m)
1	270	Φ2.41
2	67	Φ4.83
3	30	Φ7.25
4	16	Φ9.66
5	10	Φ12.08

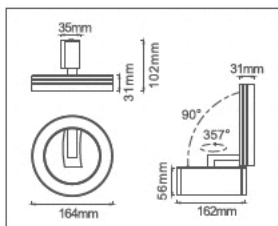
STANDARD



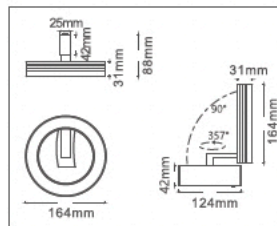
MINI



STANDARD CURVY



MINI CURVY



ULTRA SLIM

