



## Halo-D18



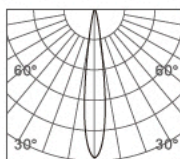
POWER	CRI	SDCM	CCT	BEAM	LUMINOUS FLUX
18W	> 90 > 80	< 3	3000K 2700K 4000K	20° 34° 48°	1562Lm

■ Sandy Black    □ Sandy White

### LIGHT DISTRIBUTION

3000K 90Ra

20°




h(m)	E(lx)	Φ(m)
1	7669	Φ0.39
2	1917	Φ0.78
3	852	Φ1.17
4	479	Φ1.57
5	306	Φ1.96

34°



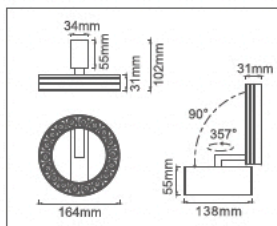
h(m)	E(lx)	Φ(m)
1	4407	Φ0.57
2	1102	Φ1.14
3	489	Φ1.71
4	275	Φ2.28
5	176	Φ2.85

48°

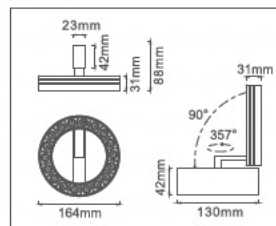


h(m)	E(lx)	Φ(m)
1	2316	Φ0.83
2	579	Φ1.66
3	257	Φ2.49
4	144	Φ3.32
5	92	Φ4.15

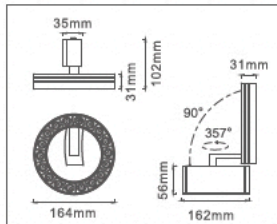
### STANDARD



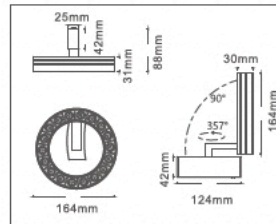
### MINI



### STANDARD CURVY



### MINI CURVY



### ULTRA SLIM

