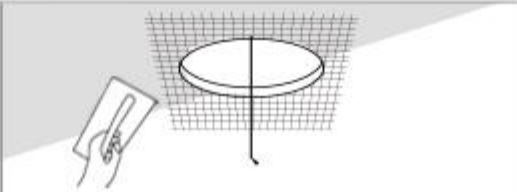


# 0.5 Inch Recessed Round Fixed Downlight Installation

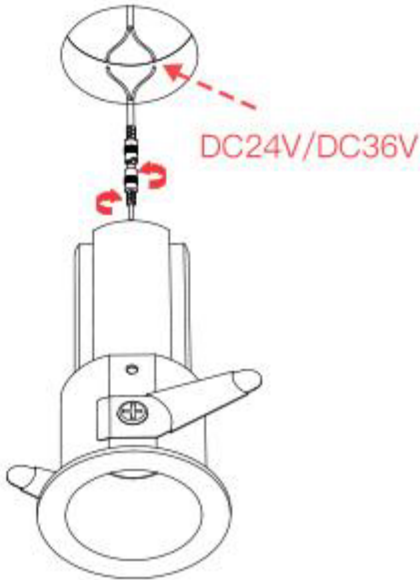
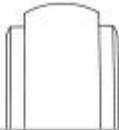
With Trim



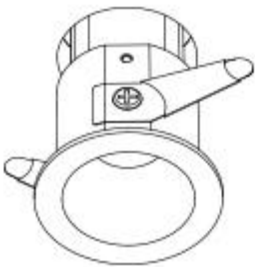
1. Cutout on the ceiling  
cutout size: 25mm (0.98")



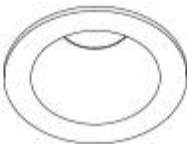
2. Plaste-mesh-putty-  
paint, finish the ceiling



3. Wire the light  
\* Remote driver



4. Click the light on



5. Done

**Note:**

The external driver is remotely located and can be wired to multiple lights in either parallel or series, depending on the specific driver solution.  
It's recommended to consult with XRZLux experts for further guidance.



- To secure safety, a qualified electrician is required to install/remove the luminaire.
- POWER OFF!!! NOT HOT PLUGGING!!!