



# Halo-L12



POWER	CRI	SDCM	CCT	BEAM	LUMINOUS FLUX
12W	> 90 > 80	< 3	3000K 2700K 4000K	Diffuse	470Lm

■ Sandy Black □ Sandy White

## LIGHT DISTRIBUTION

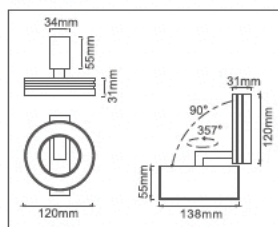
3000K 90Ra

### Diffuse

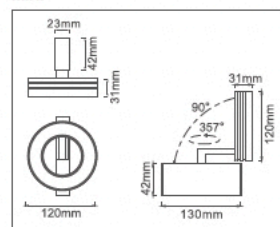


h(m)	E(x)	Φ(m)
1	192	Φ2.26
2	48	Φ4.53
3	21	Φ6.80
4	12	Φ9.07
5	7	Φ11.34

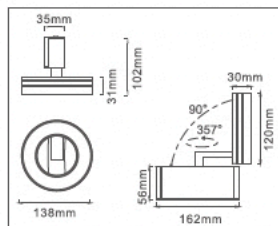
### STANDARD



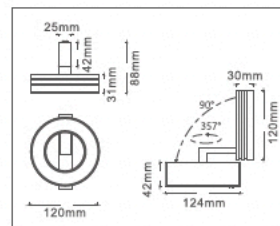
### MINI



### STANDARD CURVY



### MINI CURVY



### ULTRA SLIM

